



Samples of Economic Data tools

U.S. Bureau of Labor Statistics: www.bls.gov

Excellent source for labor market activity, working conditions, and price changes in the economy

1) Home, 2) Geography, 3) Midwest Offices, 4) Michigan 5) Flint

City Data: www.city-data.com

Great for Charts, graphs, and visual illustrations of economic data.

1) Crop, snip or copy and paste charts as desired

United States Census Bureau: www.census.gov

The countries leading source of quality data about the nation's people

1) Data 2) Data, tools and apps, 3) Location (zip, city, etc.)

Data Samples

U.S. Bureau of Labor Statistics: www.bls.gov

Flint, MI Economy at a Glance:

Data Series	Back Data	Feb 2016	Mar 2016	Apr 2016	May 2016	June 2016	July 2016
Labor Force Data							
Civilian Labor Force (1)		185.3	184.9	184.3	185.2	184.5	(P) 182.2
Employment (1)		175.0	174.7	175.3	175.9	175.0	(P) 171.3
Unemployment (1)		10.3	10.2	9.0	9.3	9.5	(P) 11.0
Unemployment Rate (2)		5.6	5.5	4.9	5.0	5.2	(P) 6.0

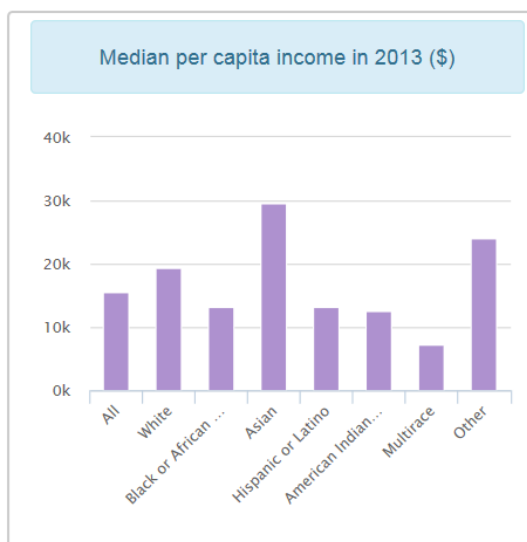
The unemployment rate in Flint Michigan in July of 2009 was 16.9% which is an all-time high and nearly up double from 17 months early in February of 2008. These numbers are staggering compared to the United States national unemployment rate of 9.4% in July of 2009. Unemployment and underemployment has had a significant negative impact on our Flint families and community. Business decline, crime and hopelessness has also increased as a result. Funding support is crucial now more than ever for our community and workforce training and employment are the answer (U.S. Bureau of Labor Statistics, 2009).

Employment training and Placement is one of our organizations strengths. Our agency has a proven ability to successfully obtain employment for those with substantial barriers to employment with a consistent placement rate above 85% since opening in 2001 in Flint. This includes the 31% of our graduates that had yet to attain a high school credential.

Citation: U.S. Bureau of Labor Statistics (2009). Flint, MI Economy. Retrieved from http://www.bls.gov/regions/midwest/mi_flint_msa.htm

Data Samples

City Data: City-Data.com




Median family income in Flint in 2013:





Flint: \$28,241

State: \$60,846

*Data Samples***United States Census Bureau: www.census.gov*****Economy***

 In civilian labor force, total, percent of population age 16 years+, 2010-2014	50.2%
---	-------

Income and Poverty

 Median household income (in 2014 dollars), 2010-2014	\$24,679
 Per capita income in past 12 months (in 2014 dollars), 2010-2014	\$14,527
 Persons in poverty, percent	 41.6%